

Support for tropically-driven Pacific decadal variability based on paleoproxy evidence

Michael N. Evans,¹ Mark A. Cane,² Daniel P. Schrag,¹ Alexey Kaplan,²,
Braddock K. Linsley,³ Ricardo Villalba,⁴ and Gerard M. Wellington⁵

Abstract. Two independent proxy reconstructions of sea surface temperature reflect a common pattern of Pacific decadal sea surface temperature variability over the past two centuries. Since the pattern extends to both the northern and southern hemispheres, this result supports the idea that Pacific decadal variability is a basin-wide phenomenon originating in the tropics.

The causes of Pacific decadal climate variability (here termed PDV) are the subject of much debate. Most work describing PDV has focused on the North Pacific, where the leading EOF of low-pass filtered sea surface temperature (SST) poleward of 20°S was labelled the Pacific Decadal Oscillation (PDO) [Zhang *et al.*, 1997; Mantua *et al.*, 1997]. But is PDV generated in the North Pacific? Or is PDV a basin-wide pattern of variability? If so, then it is most likely to originate in the tropics [Garreaud and Battisti, 1999]. Resolving the processes controlling PDV is important for predicting socially important downstream effects on Pacific fisheries and water resources in the arid western United States [Mantua *et al.*, 1997; Dettinger *et al.*, 2001]. Paleoclimatologists are extending observations of PDV into the past using proxy observations to help address such questions [Minobe, 1997; Wiles *et al.*, 1998; Linsley *et al.*, 2000a; Biondi *et al.*, 2001; Gedalof and Smith, 2001]. These studies have identified large variations in the frequency of and interval between reconstructed PDO regime shifts prior to the observational period. However, the physical mechanism for PDV remains unknown.

Two recent sets of proxy observations support the contention that PDV is a tropically-driven basin-scale phenomenon. One is a time series of Strontium:Calcium (Sr/Ca) ratio measurements on a reef coral growing offshore of Rarotonga (21°S, 160°W) [Linsley *et al.*, 2000b]. On centennial time scales, sea water Sr/Ca ratio is approximately constant, and coral aragonite Sr/Ca composition varies linearly with temperature [Beck *et al.*, 1992]. The Sr/Ca data resolve the seasonal cycle and cover the period from 1726 to 1997; resolution of the seasonal SST cycle at Rarotonga keeps proxy

data age model error to a few months. Linsley *et al.* [2000b] argued that their time series resembles the PDO index. As illustrated in Figure 1a, the pattern of SST variability associated with Rarotonga Sr/Ca on decadal time scales is similar to that observed by Garreaud and Battisti [1999] in 1958–1996 reanalysis data [Kalnay *et al.*, 1996]. Citing symmetry arguments [Garreaud and Battisti, 1999], Linsley *et al.* [2000b] suggested a tropical source for basin-scale PDV.

Recent independently-derived dendroclimatological estimates of PDV support this idea. Evans *et al.* [2001] used a set of 15 tree ring indicators from Pacific-influenced regions of extratropical North and South America to reconstruct the Pacific basin SST field (70°W - 110°E, 70°N-60°S). The tree ring indicators are sensitive to air temperature, precipitation or drought [Villalba *et al.*, 2001]; each indicator is itself based on cross-correlation and standardization of many individual tree-ring data series from each site. Evans *et al.* [2001] found that these 15 tree-ring indicators could verifiably resolve one SST pattern, through presumed downstream influences on tree-ring site precipitation and/or temperature. This pattern is illustrated in Figure 1b; again, the pattern is similar to that illustrated by Garreaud and Battisti [1999].

We now compare these two paleo-PDV estimates (here called “Sr/Ca” and “TrSSTa”) to examine their consistency. We defer analysis of the earliest part of the Sr/Ca record (1727–1768) until the large observed shift in this interval can be replicated. Coherency between records (Figure 2) varies over time and frequency (Figure 3). To illustrate this we used singular spectral analysis (SSA; Vautard and Ghil [1989]) to divide each time series into decadal, interannual and biennial frequency components (Table 1). Coherence significance was determined by Monte Carlo simulations of correlations between time series having the red noise characteristics of the actual paleoproxy frequency components (Table 1). Coherence between decadal frequency components is significant at the 90% level in the 20th century, but varies between 70-90% for the 18th century (Figure 3a,d,e). Coherence between interannual components is $\geq 95\%$ significant over the entire comparison interval (Figure 3b,d,e), while coherence significance of biennial components is low throughout the record (Figure 3c,d,e).

The temporal similarity of these proxies corroborates recent modeling and observational studies linking tropical and basin-scale phenomena in the Pacific. The approximate symmetry of the spatial pattern about the equator and the simultaneous coherence between northern and southern Hemisphere proxy observations suggest a tropically mediated mechanism. Garreaud and Battisti [1999] suggested that basin-wide PDV originates in the tropical Pacific. Karpeck and Cane [2000] showed that a wind-driven tropical ocean model can reproduce a well-known feature of PDV, the 1976–77 decadal shift in thermocline depth anomaly. In a coupled atmosphere-ocean general circulation model

¹Dept. of Earth and Planetary Sciences, Harvard University, Cambridge, Massachusetts.

²Lamont-Doherty Earth Observatory, Palisades, New York.

³Dept. of Earth and Atmospheric Sciences, State University of New York, Albany, New York.

⁴Laboratorio de Dendrocronologia e Historia Ambiental, IAN-IGLA, Mendoza, Argentina.

⁵Dept. of Biology and Biochemistry, University of Houston, Houston, Texas.

Copyright 2001 by the American Geophysical Union.

Paper number 2001GL013223.
0094-8276/01/2001GL013223\$05.00

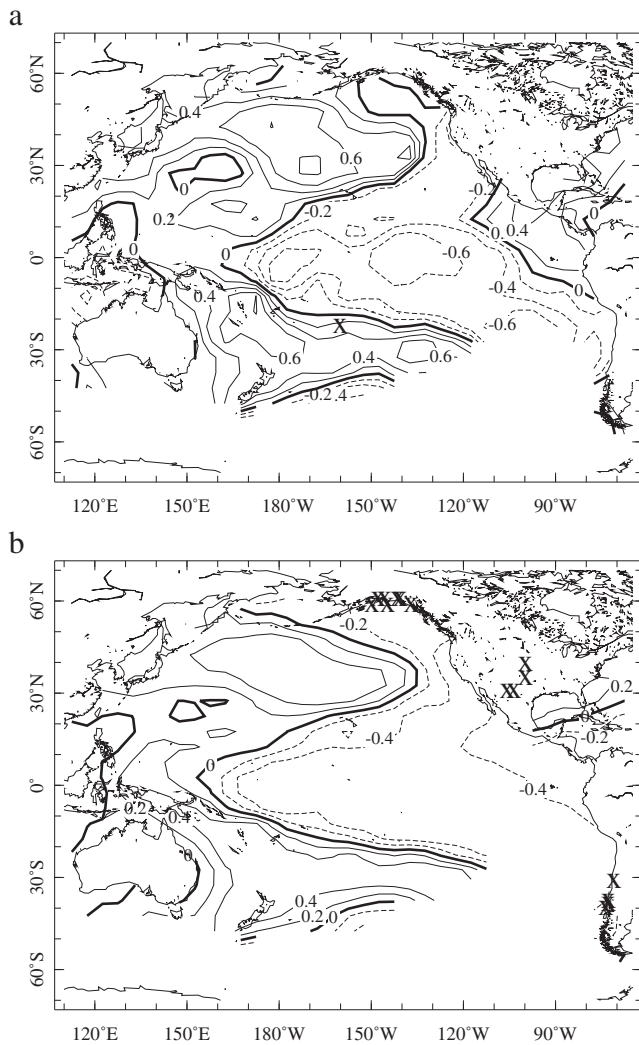


Figure 1. (a): Correlation between 11-year averages of Rarotonga Sr/Ca [Linsley *et al.*, 2000b] and Pacific Basin SST, 1856–1990. Contours are at 0.2 correlation unit; correlation of ± 0.5 are significant at the 90% level assuming 10 degrees of freedom. Location of Rarotonga marked by “x”. (b): Spatial pattern reconstructed by Evans *et al.* [2001], as illustrated by the correlation of the reconstructed time series with Pacific SST, 1856–1990. Correlations of ± 0.3 are significant at the 90% level. Locations of dendroclimatic indicators used marked as in (a).

study, Pierce *et al.* [2000] observed simultaneous decadal time scale anomalies in the tropical and extratropical Pacific. They argued that a rapid atmospheric teleconnection may be more important than ocean propagation (e.g. via ventilated thermocline [Deser *et al.*, 1996; Gu and Philander, 1997]) or Rossby wave propagation, as these latter two mechanisms require at least 7–10 years. Other studies have argued against a leading role for extratropical forcing of PDV. Hazeleger *et al.* [2001] observed in model simulations that although the North Pacific subtropical gyre advects upper ocean heating anomalies [Latif and Barnett, 1994], these do not reach the equatorial ocean; Schneider *et al.* [1999] found they appear to, but the tropical signal nevertheless is a response to local winds.

The climatic links argued here are essentially those of Garreaud and Battisti [1999]: An ENSO-like pattern of SST anomalies, symmetric about the equator, explains the si-

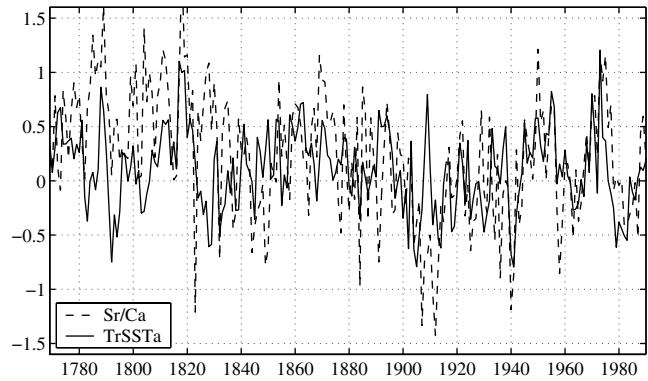


Figure 2. ((a): Time series plots of the Rarotonga Sr/Ca and TrSSTa (tree-ring-based Pacific Basin SSTa) records, the latter scaled as NINO3.4 SST, over the interval 1769–1990. Units are $^{\circ}\text{C}$. Correlation between annual series is 0.39.

multaneous coherency of the proxy data. Chao *et al.* [2000] analyzed 20th century SSTs to reach similar conclusions. A number of model studies have shown that the tropical SST anomalies can be generated by tropical wind anomalies, which in turn may be generated in the extratropics

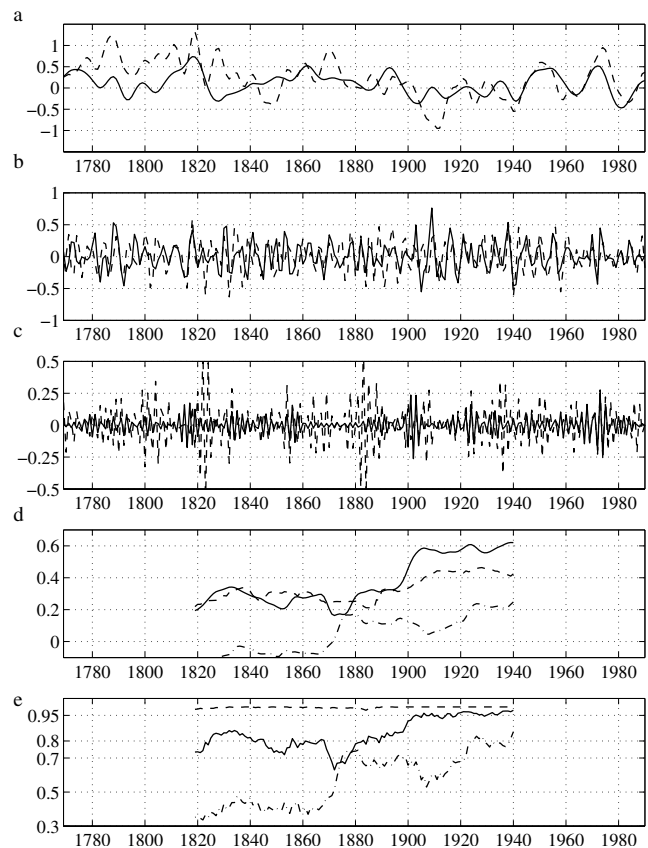


Figure 3. (a): Time series plot of decadal frequency components of the two time series. Units are $^{\circ}\text{C}$. Legend as in Figure 2. (b): As in (a), except for interannual frequency components. (c): As in (a), except for biennial frequency components (see text and Table 1 for details). (d): Running coherence between 101-year intervals of the frequency components in (a,b,c). Solid line: decadal coherence. Dashed line: interannual coherence. Dot-dashed line: biennial coherence. (e) Running Monte-Carlo significance tests of correlations plotted in (d). Legend as in (d).

Table 1. SSA analysis of Sr/Ca and TrSSTa time series, 1769–1990

RCs	% variance	Periods	$\phi \pm$ S.D.
Sr/Ca 1–3	68	≤ 7 yr	0.93 ± 0.02
TrSSTa 1–2	55	≤ 8 yr	0.96 ± 0.01
Sr/Ca 4–7	21	2.5–7 yr	0.06 ± 0.04
TrSSTa 3–8	39	3–8 yr	0.22 ± 0.04
Sr/Ca 8–10	11	2–2.5 yr	-0.84 ± 0.01
TrSSTa 9–10	6	2–2.5 yr	-0.93 ± 0.01

RCs, reconstructed components [Vautard and Ghil, 1989]. SSA analysis performed with embedding dimension 10; sum of RCs 1–10 is identical to the input data set. ϕ , mean first-order autoregression coefficient calculated for 101 year intervals used to calculate Monte-Carlo correlation significances (see Figure 3.) S.D., standard deviation.

(e.g. Pierce et al. [2000]). Alternatively, they may result from coupled interactions in the tropics, as in the many intermediate ENSO models showing power at decadal periods as one feature of their irregular behavior (e.g. Cane et al. [1995]). We note that the mechanism supported here requires no well-defined time scale. This is consistent with modern observations (Pierce [2001]) and the variety of time scales identified by other PDO paleo-reconstruction efforts. Temporal changes in coherency over time could be due to proxy data quality issues. Small shifts in pattern position could also influence cross-site coherency because Rarotonga is located near a pattern node. Alternatively, the increase in coherency since the early 20th century [Figure 3; Biondi et al. (2001); Villalba et al. (2001)] may be consistent with PDV as the residual of an energetic ENSO and a historically-observed global trend in SST over the 20th century [Bottomley et al., 1990; Cane et al., 1997; Hoerling et al., 2001]. Overall, the coral and tree-ring records are evidence for basin wide PDV extending back 200 years, and perhaps intensifying in the 20th century. By employing two independent paleoproxy estimates of the basin-scale phenomenon, one oceanographic and from the south Pacific, the other terrestrial and from both hemispheres, we put the hypothesis that PDV is generated in the tropics on a firmer footing. Confidence in these conclusions could be greatly improved by a network of paleo-estimates of large-scale SST variability in the Pacific Basin.

Acknowledgments. Comments of U. Lall, J.C.H. Chiang, and two anonymous reviewers markedly improved the manuscript. We gratefully acknowledge support from Earth Systems History grant #9809140/GC98-657 (MAC, AK) and the NOAA Climate and Global Change Postdoctoral Program (MNE).

References

Beck, J. W., R. L. Edwards, E. Ito, F. W. Taylor, J. Recy, F. Rougerie, P. Joannot, and C. Henin, Sea-surface temperature from coral skeletal Strontium/Calcium ratios, *Science*, 257, 644–647, 1992.

Biondi, F., A. Gershunov, and D. R. Cayan, North Pacific climate variability since AD 1661, *J. Clim.*, 14, 5–10, 2001.

Bottomley, M., C. K. Folland, J. Hsiung, R. E. Newell, and D. E. Parker, *Global Ocean Surface Temperature Atlas*, Her Majesty's Str. Off., Norwich, England, U.K., 1990.

Cane, M. A., S. E. Zebiak, and Y. Xue, Model studies of the long-term behavior of ENSO, in *Natural Climate Variability on Decade-to-Century Time Scales*, edited by D. G. Martinson, K. Bryan, M. Ghil, M. M. Hall, T. R. Karl, E. S. Sarachik, S. Sorooshian, and L. D. Talley, pp. 442–457, National Academy Press, 1995.

Cane, M. A., A. C. Clement, A. Kaplan, Y. Kushnir, R. Murtugudde, D. Pozdnyakov, R. Seager, and S. E. Zebiak, 20th century sea surface temperature trends, *Science*, 275, 957–960, 1997.

Chao, Y., M. Ghil, and J. C. McWilliams, Pacific interdecadal variability in this century's sea surface temperatures, *Geophys. Res. Lett.*, 27, 2261–2264, 2000.

Deser, C., M. A. Alexander, and M. Timlin, Upper-ocean thermal variations in the North Pacific during 1970–1991, *J. Clim.*, 9, 1840–1855, 1996.

Dettinger, M. D., D. S. Battisti, R. D. Garreaud, G. J. McCabe, and C. M. Bitz, Interhemispheric effects of interannual and decadal ENSO-like climate variations on the Americas, in *Inter-hemispheric Climate Linkages*, ed. V. Markgraf, pp. 1–16, Cambridge University Press, Cambridge, UK, 2001.

Evans, M. N., A. Kaplan, M. A. Cane, and R. Villalba, Globality and optimality in climate field reconstructions from proxy data, in *Inter-hemispheric Climate Linkages*, edited by V. Markgraf, pp. 53–72, Cambridge University Press, Cambridge, UK, 2001.

Garreaud, R. D., and D. S. Battisti, Interannual (ENSO) and interdecadal (ENSO-like) variability in the Southern Hemisphere tropospheric circulation, *J. Clim.*, 12, 2113–2122, 1999.

Gedalof, Z. and Smith, D. J., Interdecadal climate variability and regime-scale shifts in Pacific North America, *Geophys. Res. Lett.*, 28, 1515–1518, 2001.

Gu, D., and S. G. H. Philander, Interdecadal climate fluctuations that depend on exchanges between the tropics and extratropics, *Science*, 275, 805–810, 1997.

Hazeleger, W., M. Visbeck, M. A. Cane, A. R. Karspeck, and N. Naik, Decadal upper ocean temperature variability in the tropical Pacific, *J. Geophys. Res.*, 106, 8971–8988, 2001.

Hoerling, M. J. W. Hurrell and T. Xu, Tropical origins for recent North Atlantic climate change, *Science*, 292, 90–92, 2001.

Kalnay, E., et al., The NCEP/NCAR 40-Year Reanalysis Project, *Bull. Amer. Met. Soc.*, 77, 437–471, 1996.

Karspeck, A. R., and M. A. Cane, Tropical Pacific climate shift in a linear, wind driven model, *J. Phys. Oceanogr.*, 2000, in revision.

Latif, M., and T. P. Barnett, Causes of decadal climate variability over the North Pacific and North America, *Science*, 266, 634–637, 1994.

Linsley, B. K., L. Ren, R. B. Dunbar, and S. S. Howe, ENSO and decadal-scale climate variability at 10°N in the Eastern Pacific from 1893–1994: A coral-based reconstruction from Clipperton Atoll, *Paleoceanography*, 15, 322–325, 2000a.

Linsley, B. K., G. M. Wellington, and D. P. Schrag, Decadal sea surface temperature variability in the subtropical South Pacific from 1726 to 1997 A.D., *Science*, 290, 1145–1148, 2000b.

Mantua, N. J., S. R. Hare, Y. Zhang, J. M. Wallace, and R. C. Francis, A Pacific interdecadal climate oscillation with impacts on salmon production, *Bull. Amer. Meteor. Soc.*, 78, 1069–1079, 1997.

Minobe, S., A 50–70 year climatic oscillation over the North Pacific and North America, *Geophys. Res. Lett.*, 24, 683–686, 1997.

Pierce, D. W., T. P. Barnett, and M. Latif, Connections between the Pacific Ocean tropics and midlatitudes on decadal timescales, *J. Clim.*, 13, 1173–1194, 2000.

Pierce, D. W., Possible mechanisms, tropical links, and forcing of extratropical Pacific decadal oscillations, *Eighteenth Annual PACCLIM workshop*, Monterey, CA, 18–21 March 2001.

Schneider, N., A. J. Miller, M. A. Alexander, and C. Deser, Subduction of decadal North Pacific temperature anomalies: Observations and dynamics, *J. Phys. Oceanogr.*, 29, 1056–1070, 1999.

Vautard, R., and M. Ghil, Singular spectrum analysis in nonlinear dynamics, with applications to paleoclimatic time series, *Physica D*, 35, 395–424, 1989.

Villalba, R., R. D. D'Arrigo, E. R. Cook, G. Wiles, and G. C. Jacoby, Decadal-scale climatic variability along the extra-tropical western coast of the Americas over past centuries inferred from tree-ring records, in *Interhemispheric Climate Linkages*, edited by V. Markgraf, Cambridge University Press, Cambridge, UK, 2001.

Wiles, G. C., R. D. D'Arrigo, and G. C. Jacoby, Gulf of Alaska atmosphere-ocean variability over recent centuries inferred from coastal tree-ring records, *Clim. Change*, *38*, 289–306, 1998.

Zhang, Y., J. M. Wallace, and D. S. Battisti, ENSO-like interdecadal variability: 1900-93, *J. Clim.*, *10*, 1004–1020, 1997.

M. A. Cane and A. Kaplan, Lamont-Doherty Earth Observatory, Palisades, NY 10964. e-mail: mcane@ldeo.columbia.edu; alexeyk@ldeo.columbia.edu

M. N. Evans and D. P. Schrag, Dept. of Earth and Planetary Sciences, Harvard University, Cambridge, MA 02138. e-mail: mevans@ltrr.arizona.edu; schrag@eps.harvard.edu

B. K. Linsley, Dept. of Earth and Atmospheric Sciences, State University of New York, Albany, NY 12222. e-mail: blinsley@csc.albany.edu

R. Villalba, Laboratorio de Dendrocronologia e Historia Ambiental, IANIGLA, Mendoza, Argentina. e-mail: ricardo@lab.cricyt.edu.ar

G. M. Wellington, Dept. of Biology and Biochemistry, University of Houston, Houston, TX 77204. e-mail: wellington@uh.edu

(Received March 24, 2001; revised July 25, 2001; accepted July 30, 2001.)